

Tyn Llwyn Farmhouse Snowdonia National Park Wales >

Contact Details:

Daytime Phone: 01244 356890

Eisingrug

Gwynedd

LL47 6YA

Wales

£ 490.00 - £ 3,163.00 per week

A four bedroom farmhouse on a rural smallholding, this property sleeps up to eight people and is 3.5 miles from the popular coastal town of Harlech. The area is a haven for outdoor enthusiasts, with wonderful walking and cycling trails available.

Facilities:

- **Bathroom:**
Bath, Ensuite Bathrooms
- **Entertainment:**
DVD Player, Freeview, TV
- **Heat:**
Open Fire
- **Kitchen:**
Cooker, Dishwasher, Fridge/Freezer, Microwave, Oven
- **Laundry:**
Tumble Dryer, Washing Machine
- **Outside Area:**
Outside Seating, Patio \ Outside Dining Area
- **Price Included:**
Electricity and Fuel, Linen
- **Rooms:**
Dining Room, Kitchen, Living Room
- **Special:**
Cots Available, Highchairs Available
- **Standard:**
Luxury

Room Details:

Sleeps: 8

2 Double Rooms

2 Single Rooms

2 Bathrooms

- **Suitable For:**

Families, Large Groups, Romantic getaways, Short Breaks


About Eisingrug and Gwynedd

The hamlet of Eisingrug is 3.5 miles from Harlech near the North Wales coast. Harlech enjoys an unrivalled position between the mountains and sea, and is famous for its impressive 13th century castle, which is protected by World Heritage status.

Recommended Attractions

1. Snowdon Mountain Railway

Railways

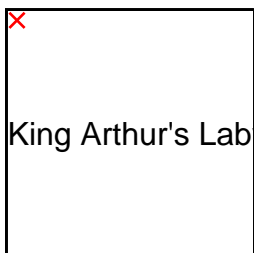


Snowdon Mountain Railway

Llanbris, LL55 4TY, Gwynedd, Wales

2. King Arthur's Labyrinth and the Bards' Quest maze

Childrens Attractions

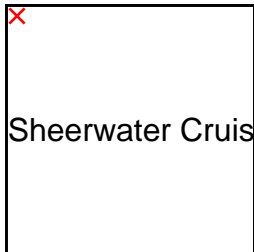


King Arthur's Labyrinth Underground Adventure - An exciting underground adventure

Machynlleth, SY20 9RF, Powys, Wales

3. Sheerwater Cruises

Tours and Trips, Guided Tours and Day Trips, Boat Trips

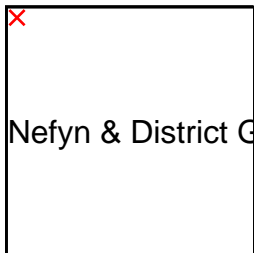


purpose-built luxury catamaran charter cruiser that operates from Pwllheli Marina

pwllheli, ll53 7rs, Gwynedd, Wales

4. Nefyn & District Golf Club

Golf

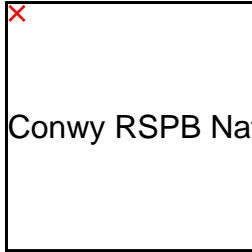


One of North Wales' most beautiful and challenging golf courses, situated on the Porth Dinllaen Peninsula and surrounded by the sea.

Morfa Nefyn, LL53 6DA, Gwynedd, Wales

5. Conwy RSPB Nature Reserve

Nature Reserve




Situated on the banks of the Conwy estuary, with magnificent views of Snowdonia and Conwy Castle

LLandudn Junction, LL319XZ, County of Conwy, Wales

6. Powis Castle & Garden

Historic Buildings and Monuments, Parks Gardens and Woodlands, Cafes Coffee Shops and Tearooms



Medieval castle rising dramatically above the celebrated garden

Welshpool, SY21 8RF, Ceredigion, Wales



More Information

For more information, you can find us under ref.nr. 73924 on LovetoEscape.com

LovetoEscape.com/holiday-cottages/73924/tyn-llwyn-farmhouse-snowdonia-national-park-wales-.htm